











Container spesifikasjon



Description			Inside Dimensions			Door Opening		Weights		
			Length	Width	Height	Width	Height	Max. Gross kg lbs	Tare kg lbs	Max. Payload kg lbs
	<b>General Purpose Container 20'</b>	Suitable for any general cargo	5,895	2,350	2,392	2,340	2,292	30480 67200	2250 4960	28230 62240
	<b>General Purpose Container 40'</b>	Suitable for any general cargo	12,029	2,350	2,392	2,340	2,292	30480 67200	3780 8330	26700 58870
	<b>Hardtop Container 20'</b>	<b>especially for:</b> - heavy loads - high, and excessively high loads	5,886	2,342	2,375	2,336	2,276	30480 67200	2700 5950	27780 61250
	<b>Hardtop Container 40'</b>	<b>especially for:</b> - long loads - heavy loads - high, and excessively high loads	12,020	2,342	2,388	2,336	2,292	30480 67200	4700 10360	25780 56840
	<b>High Cube Hardtop Container 40'</b>	<b>especially for:</b> - long loads - heavy loads - high, and excessively high loads	12,024	2,35	2,697	2,340	2,597	30480 67200	4020 8860	26460 58340

Container spesifikasjon



Description			Inside Dimensions			Door Opening		Weights		
			Length	Width	Height	Width	Height	Max. Gross kg lbs	Tare kg lbs	Max. Payload kg lbs
	<b>Open Top Container 20'</b>	<b>especially for:</b> - overheight cargo - loading from top side, e.g. by crane - loading from door side, e.g. with cargo hanging from overhead tackle	5,888	2,345	2,365	/	/	30480 67200	2250 4960	28230 62240
	<b>Open Top Container 40'</b>	<b>especially for:</b> - overheight cargo - loading from top side, e.g. by crane - loading from door side, e.g. with cargo hanging from overhead tackle	12,030	2,350	2,377	/	/	30480 67200	3850 8490	26630 58710
	<b>Flat 20'</b>	<b>especially for:</b> - heavy loads and overwidth cargo	5,698	2,245	2,255	/	/	24000 52910	2500 5510	21500 47400
	<b>Flat 40'</b>	<b>especially for:</b> - heavy loads and overwidth cargo	11,826	2,224	1,981	/	/	45000 99210	4200 9265	40800 89945
	<b>Platform 20' / 40'</b>	<b>especially for:</b> - heavy loads and oversized cargo	6,058 / 12,192	2,438 / 2,245	/	/	/	30480 67200 45000 99210	2520 5560 5700 12570	27960 61640 39300 86640

Container spesifikasjon



Description			Inside Dimensions			Door Opening		Weights		
			Length	Width	Height	Width	Height	Max. Gross kg lbs	Tare kg lbs	Max. Payload kg lbs
	<b>Ventilated Container 20'</b>	<b>especially for:</b> - cargo which needs ventilation	5,895	2,321	2,392	2,340	2,292	30480 67200	2490 5490	27990 61710
	<b>Insulated Container 20' / 40'</b>	<b>especially for:</b> - cargo which needs constant temperatures above or below freezing point	5,724/ 11,840	2,286/ 2,286	2,014/ 2,120	2,286	2,067	24000 52910 / 30480 67200	2550 5620 / 3850 8490	21450 47290 / 26630 58710
	<b>Refrigerated Container 20'</b>	<b>especially for:</b> - cargo wich needs constant temperatures above or below - controlled fresh-air supply is possible	5,479	2,286	2,257	2,286	2,220	30480 67200	3160 6970	27320 60230
	<b>Refrigerated Container 40'</b>	<b>especially for:</b> - cargo wich needs constant temperatures above or below - controlled fresh-air supply is possible	11,563	2,294	2,261	2,288	2,188	34000 74960	4600 10140	29400 64820
	<b>Bulk Container 20'</b>	<b>especially for:</b> - dry bulk cargos, e.g. malt	5,934	2,358	2,340	2,335	2,292	/	/	/